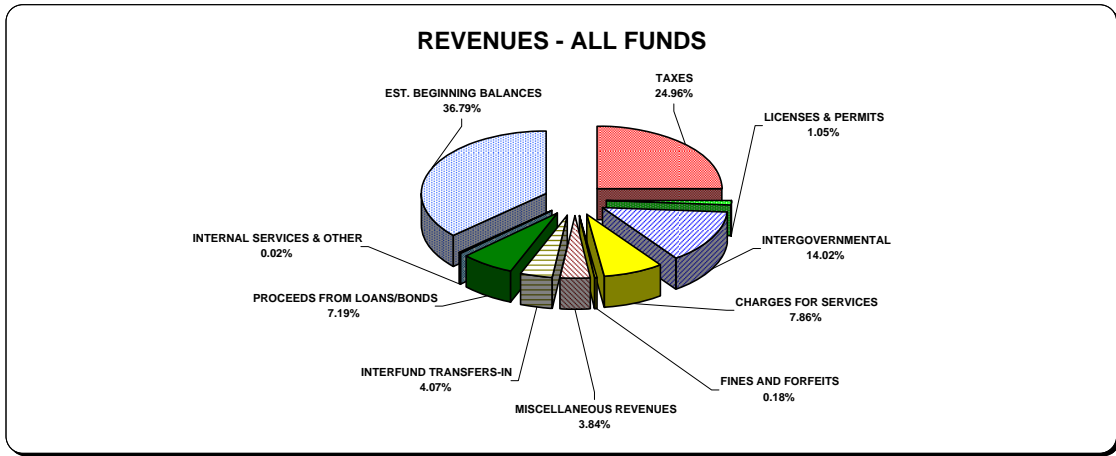
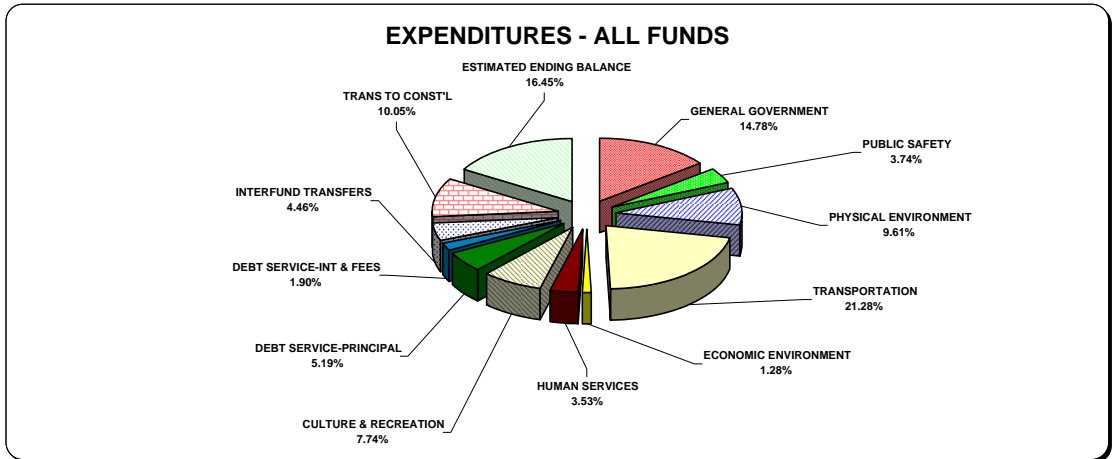


EXPENDITURES AND REVENUES - ALL FUNDS



REVENUES:

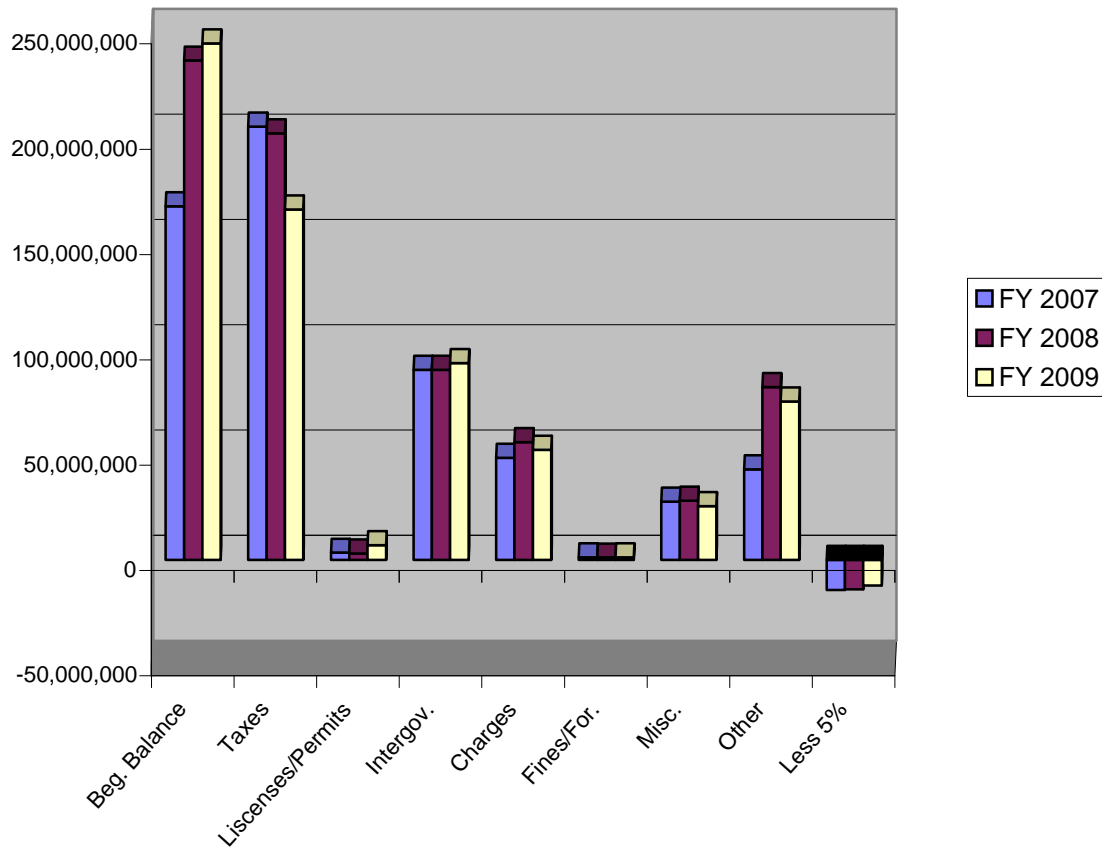
TAXES	166,354,451
LICENSES & PERMITS	7,012,384
INTERGOVERNMENTAL	93,464,838
CHARGES FOR SERVICES	52,350,935
FINES AND FORFEITS	1,227,601
MISCELLANEOUS REVENUES	25,579,690
INTERFUND TRANSFERS-IN	27,150,618
PROCEEDS FROM LOANS/BONDS	47,949,616
INTERNAL SERVICES & OTHER	154,432
EST. BEGINNING BALANCES	245,191,555
LESS 5%	-12,160,184
TOTAL	<u>654,275,936</u>



EXPENDITURES:

GENERAL GOVERNMENT	96,681,020
PUBLIC SAFETY	24,472,037
PHYSICAL ENVIRONMENT	62,863,301
TRANSPORTATION	139,204,911
ECONOMIC ENVIRONMENT	8,382,058
HUMAN SERVICES	23,077,864
CULTURE & RECREATION	50,654,087
DEBT SERVICE-PRINCIPAL	33,975,619
DEBT SERVICE-INT & FEES	12,420,262
INTERFUND TRANSFERS	29,193,531
TRANS TO CONST'L	65,743,624
ESTIMATED ENDING BALANCE	107,607,622
TOTAL	<u>654,275,936</u>

Revenue Summary FY 2007-2009



ESTIMATED REVENUES:	FY 2007 Adopted Budget	FY 2008 Adopted Budget	FY 2009 Adopted Budget
EST. BEGINNING BALANCES	167,894,355	237,078,988	245,191,555
TAXES	205,693,004	202,532,624	166,354,451
LICENSES & PERMITS	3,480,000	3,071,500	7,012,384
INTERGOVERNMENTAL REVENUES	90,261,490	90,295,688	93,464,838
CHARGES FOR SERVICES	48,557,590	55,989,814	52,350,935
FINES AND FORFEITS	1,296,140	1,203,083	1,227,601
MISCELLANEOUS REVENUES	27,671,043	28,209,131	25,579,690
OTHER FINANCING SOURCES	42,994,148	82,073,292	75,254,666
LESS 5%	-14,157,262	-13,888,777	-12,160,184
TOTAL EST. REVENUE SOURCES	573,690,508	686,565,343	654,275,936

